


Features

- ◆ Surface Mount Devices
- ◆ Standard 1210mils footprint
- ◆ Surface mount packaging for automated assembly
- ◆ Compatible with Pb and Pb-free solder reflow profiles.
- ◆ RoHS, Reach, HF compliance

Applications

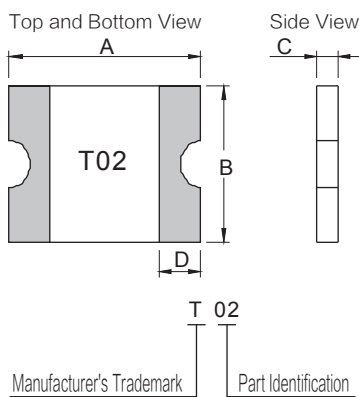
- ◆ Mobile phones
- ◆ PC motherboards
- ◆ IEEE1394 ports
- ◆ USB port protection
- ◆ HDMI source protection
- ◆ Game console port protection



电气特性：

P/N	保持电流	跳脱电流	最大电压	最大电流	最大动作时间		消耗功率	电阻范围 (Ω)	
	I_H (A)	I_T (A)	V_{max} (V)	I_{max} (A)	(A)	(Sec.)	$P_{d\ typ}$ (W)	R_{min}	$R1_{max}$
USMD005	0.05	0.15	30	10	0.25	1.50	0.60	2.80	50.00
USMD010	0.10	0.30	30	10	0.50	0.60	0.60	0.80	15.00
USMD020	0.20	0.40	30	10	8.00	0.02	0.60	0.40	5.00
USMD035	0.35	0.75	6	40	8.00	0.20	0.60	0.20	1.30
USMD050	0.50	1.00	13.2	40	8.00	0.10	0.60	0.18	0.90
USMD075	0.75	1.50	6	40	8.00	0.10	0.60	0.07	0.45
USMD110	1.10	2.20	6	40	8.00	0.30	0.60	0.05	0.24
USMD150	1.50	3.00	6	40	8.00	0.50	0.60	0.03	0.11
USMD175	1.75	4.00	6	40	8.00	1.00	0.70	0.02	0.09
USMD200	2.00	4.00	6	40	8.00	1.00	0.70	0.02	0.09

产品尺寸 (Unit: mm)：

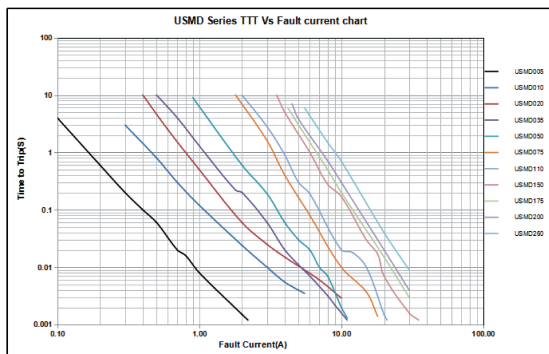


P/N	Marking (标识)	A		B		C		D
		Min.	Max.	Min.	Max.	Min.	Max.	Min.
USMD005	T0	3.00	3.43	2.35	2.80	0.80	1.20	0.30
USMD010	T01	3.00	3.43	2.35	2.80	0.80	1.20	0.30
USMD020	T02	3.00	3.43	2.35	2.80	0.80	1.20	0.30
USMD035	T03	3.00	3.43	2.35	2.80	0.60	1.00	0.30
USMD050	T05	3.00	3.43	2.35	2.80	0.60	1.00	0.30
USMD075	T07	3.00	3.43	2.35	2.80	0.60	1.00	0.30
USMD110	T11	3.00	3.43	2.35	2.80	0.45	0.85	0.30
USMD150	T15	3.00	3.43	2.35	2.80	0.60	1.00	0.30
USMD175	T20	3.00	3.43	2.35	2.80	0.60	1.00	0.30
USMD200	T20	3.00	3.43	2.35	2.80	0.60	1.00	0.30

环境温度与工作电流关系特性曲线：

P/N	工作环境温度								
	-40℃	-20℃	0℃	25℃	40℃	50℃	60℃	70℃	85℃
USMD005	0.08	0.07	0.06	0.05	0.04	0.04	0.03	0.03	0.02
USMD010	0.15	0.13	0.12	0.10	0.09	0.08	0.07	0.06	0.05
USMD020	0.32	0.28	0.24	0.20	0.18	0.16	0.14	0.12	0.10
USMD035	0.51	0.46	0.40	0.35	0.30	0.27	0.24	0.22	0.18
USMD050	0.76	0.66	0.58	0.50	0.42	0.38	0.35	0.29	0.23
USMD075	1.10	0.97	0.86	0.75	0.64	0.58	0.55	0.47	0.39
USMD110	1.60	1.42	1.26	1.10	0.94	0.86	0.80	0.70	0.58
USMD150	2.30	2.02	1.76	1.50	1.24	1.11	1.00	0.85	0.65
USMD175	2.55	2.26	2.00	1.75	1.50	1.37	0.98	0.86	0.71
USMD200	3.20	2.80	2.40	2.00	1.80	1.60	1.40	1.20	1.00

动作电流时间曲线表：



The Time to Trip curves represent typical performance of a device in a simulated application environment. Actual performance in specific customer applications may differ from these values due to the influence of other variables.

标准包装数量：

Model	Q'ty/Reel
USMD005~USMD020; USMD150~USMD200	3500pcs
USMD035~USMD110	4000pcs

Note: Reel packaging per EIA-481-1 standard